



This is the softshell jacket that has set the standard in the market - highly water resistant and windproof, versatile and good looking - it performs at every level.

- Side pockets and chest pocket with inner lining, reversed zips and cord pulls
- Full zip with inner storm flap and zip neck protector at collar
- Bungee cord in hem
- Adjustable cuffs
- Drop tail
- Name label
- Fully launderable 40°C wash and low temperature tumble dry (do not use fabric softeners)



MATERIAL:

92% Polyester; 8% elastane; 3 layer soft shell fabric



WEIGHT:

340g/m²



PACKING:

Pack 1; Carton 12



LAUNDRY CARE:

Suitable for 40°C wash and low temperature tumble dry (do not use fabric softeners)



ORIGIN:

China

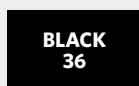
Sizes (years)		3-4 (S)	5-6 (M)	7-8 (L)	9-10 (XL)	11-12 (2XL)
Your body measurement						
To fit chest	cm	56/63	63/71	71/76	76/81	81/86
	Ins	22/25	25/28	28/30	30/32	32/34
Height	cm	104	116	128	140	152
Garment dimensions						
Chest Size: cm		78	83	88	93	98
Body Length: cm		45	49	53	57	61
Back Length: cm		47	51	55	59	63

DECORATOR NOTES

Large left chest side decoration access. This is one of the most successful softshell jackets on the market, tried and tested many, many times.



COLOURS



BLACK
36

PANTONE®
FABRIC: 19-4005 TPX
PAPER: BLACK C
C:100 M:50 Y:50 K:100



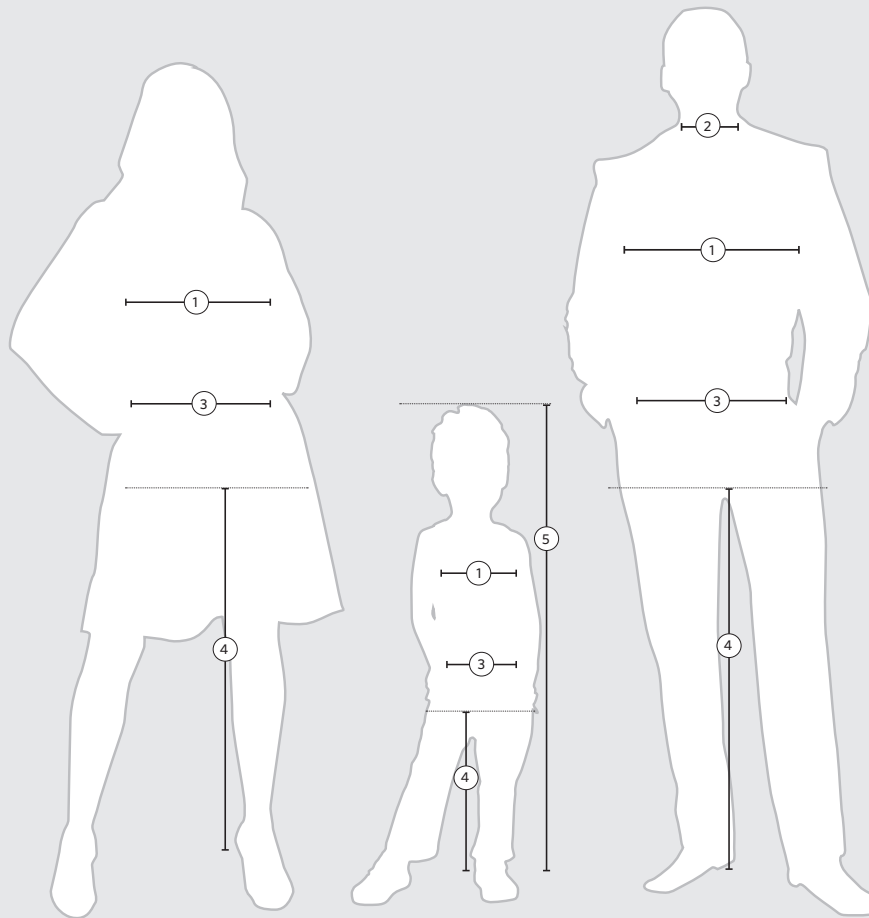
CLASSIC RED
CR

PANTONE®
FABRIC: 19-1764 TPX
PAPER: 1945 C
C:0 M:100 Y:80 K:25



FRENCH NAVY
FN

PANTONE®
FABRIC: 19-4010 TPX
PAPER: 532 C
C:100 M:85 Y:35 K:55



All of our measurements are based on actual "To Fit" body sizes and not the size of the actual garment itself e.g. a polo shirt with a chest to fit size of 92-97cms / 36-38" will fit someone with similar chest measurements; trousers with a waist to fit of 50 Europe / 34" will fit someone with similar waist measurements etc.

To help you select the most appropriate size of garment(s) please refer to our measuring tips below.

Chest

Men: measure around the fullest part of the chest, 2.5cms below the underarm area ①

Women: measure around the fullest part of the bust ①

Children: measure under the arms around the fullest part of the chest ①

Collar

Men: measure around the base of the neck ②

Waist

All: measure around the natural waist, ensuring the measuring tape is kept taut ③

Leg Length

All: measure from the top of the inside leg at the crotch down to where trousers are normally worn with shoes ④

Height

Children: standing still, with feet together and flat on the floor, measure from the top of the head to the ground ⑤



Size Guide

All Products (excl. Shirts, Trousers, Shorts & Sweatpants)

Ladies'	XXS	XS	S	M	L	XL	2XL	3XL	4XL	5XL	6XL
Chest to fit (CM)	72-77	77-82	82-87	87-92	92-97	97-102	102-107	107-112	112-117	117-122	122-127
Chest to fit (INS)	28-30	30-32	32-34	34-36	36-38	38-40	40-42	42-44	44-46	46-48	48-50

Dress Size

UK	6	8	10	12	14	16	18	20	22	24	26
France	34	36	38	40	42	44	46	48	50	52	54
Italy	38	40	42	44	46	48	50	52	54	56	58
Germany/Europe	32	34	36	38	40	42	44	46	48	50	52

Men's	XXS	XS	S	M	L	XL	2XL	3XL	4XL	5XL	6XL
Chest to fit (CM)	82-87	87-92	92-97	97-102	102-107	107-112	112-117	117-122	122-127	127-132	132-137
Chest to fit (INS)	32-34	34-36	36-38	38-40	40-42	42-44	44-46	46-48	48-50	50-52	52-54

Shirts

Ladies'	XXS	XS	S	M	L	XL	2XL	3XL	4XL	5XL	6XL
Chest to fit (CM)	72-77	77-82	82-87	87-92	92-97	97-104	104-112	112-120	120-130	130-137	137-144
Chest to fit (INS)	28-30	30-32	32-34	34-36	36-38	38-41	41-44	44-47	47-51	51-54	54-57

Dress Size

UK	6	8	10	12	14	16	18	20	22	24	26
France	34	36	38	40	42	44	46	48	50	52	54
Italy	38	40	42	44	46	48	50	52	54	56	58
Germany/Europe	32	34	36	38	40	42	44	46	48	50	52

Men's	S	M	L	XL	2XL	3XL	4XL	5XL	6XL
Collar to fit (CM)	37-38	39-40	41-42	43-44	45-46	47-48	49-50	51-52	53-54
Dual Collar Sizes (INS)	14.5/15	15.5	16/16.5	17/17.5	18	18.5/19	19.5	20	21
Individual Collar Sizes (INS)	14.5 15	15.5	16 16.5	17 17.5	18	18.5 19	19.5	20	21
Chest to fit (CM)	92-97	97-102	102-107	107-112	112-117	117-122	122-127	127-132	132-137
Chest to fit (INS)	36-38	38-40	40-42	42-44	44-46	46-48	48-50	50-52	52-54

Trousers & Shorts

UK (INS)	28	30	32	34	36	38	40	42	44	46	48
EUROPE	44	46	48	50	52	54	56	58	60	62	64

	Short	Regular	Long
Leg Length (CM)	76	81	86
Leg Length (INS)	30	32	34

Sweatpants

	S	M	L	XL
UK (INS)	30	32	34	36
Europe	46	48	50	52

Blazers

Girls'

Chest to fit (CM)	68	71	73	76	79	81	84	86	89	91	96	101	106	112	117
Chest to fit (INS)	27	28	29	30	31	32	33	34	35	36	38	40	42	44	46

Boys'

Chest to fit (CM)	71	73	76	79	81	84	86	89	91	94	96	101	106	112	117	122
Chest to fit (INS)	28	29	30	31	32	33	34	35	36	37	38	40	42	44	46	48

All Children's Products (excl. Sweatpants)

	XS	S	M	L	XL	2XL	3XL	4XL
Age (Years)	1-2	3-4	5-6	7-8	9-10	11-12	13-14	15-16
Height (CM)	90	104	116	128	140	152	164	176
Chest to fit (CM)	51-56	56-63	63-71	71-76	76-81	81-86	86-91	91-96
Chest to fit (INS)	20-22	22-25	25-28	28-30	30-32	32-34	34-36	36-38

Sweatpants (Children)

	S	M	L	XL	2XL
Age (Years)	3-4	5-6	7-8	9-10	11-12
Height (CM)	104	116	128	140	152
Waist to fit (CM)	53	55	58	61	66
Waist to fit (INS)	21	22	23	24	26



Diese Softshell-Jacke hat Standards gesetzt: Sie ist sehr wasser- und windabweisend, besonders vielseitig und sieht gut aus. Für jeden Zweck bestens geeignet.

- Seitentaschen und Brusttasche mit Innenfutter sowie umgekehrten Reißverschlüssen mit Zugband
- Durchgehender Reißverschluss mit Regenblende und Reißverschlusschutz am Kragen
- Kordelzug im Saum
- Individuell verstellbare Ärmelabschlüsse
- Verlängertes Rückenteil
- Namensetikett
- Komplett waschbar bei 40°C, trocknergeeignet bei niedriger Temperatur (bitte keinen Weichspüler verwenden)



MATERIAL:

92% Polyester; 8% Elasthan, dreilagiges Softshell-Material



GEWICHT:

340g/m²



VERPACKUNG:

Pack 1; Karton 12



WASCHANLEITUNG:

Geeignet für 40° Wäsche, im Trockner niedrige Temperatur wählen (bitte keinen Weichspüler verwenden)



HERKUNFT:

China

Größen (Jahre)		3-4 (S)	5-6 (M)	7-8 (L)	9-10 (XL)	11-12 (2XL)
Ihre Körper Maße						
Brustumfang	cm	56/63	63/71	71/76	76/81	81/86
	Ins	22/25	25/28	28/30	30/32	32/34
Körpergröße	cm	104	116	128	140	152
Kleidergrößen						
Brustumfang: cm		78	83	88	93	98
Körperlänge: cm		45	49	53	57	61
Rückenlänge: cm		47	51	55	59	63

HINWEISE ZUR VEREDLUNG


Großzügiger Veredelungszugang im Brustbereich links. Eine der erfolgreichsten Softshell-Jacken auf dem Markt, erprobt und bewährt.



FARBEN



PANTONE®
FABRIC: 19-4005 TPX
PAPER: BLACK C
C:100 M:50 Y:50 K:100



PANTONE®
FABRIC: 19-1764 TPX
PAPER: 1945 C
C:0 M:100 Y:80 K:25



PANTONE®
FABRIC: 19-4010 TPX
PAPER: 532 C
C:100 M:85 Y:35 K:55